

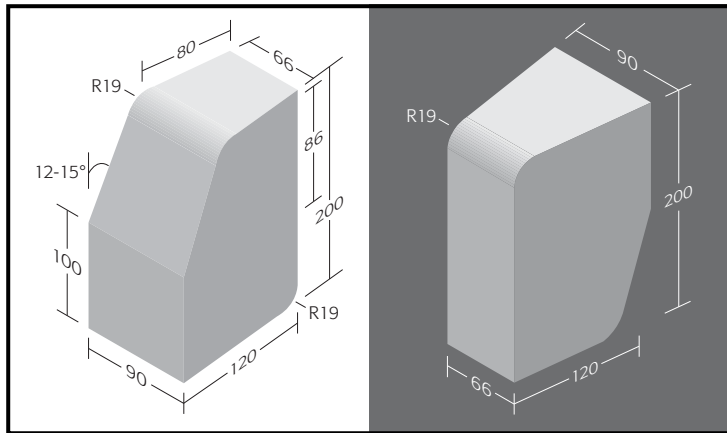
PLASKERB RADIAL BLOCKS

HALF BATTER, CHAMFERED AND BULLNOSE



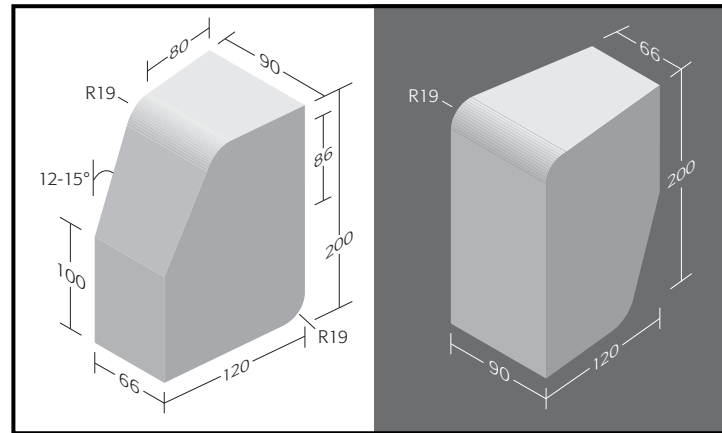
LARGE RADIAL EXTERNAL/INTERNAL KERB RADIAL BLOCK ONE

HBE HALF BATTER EXTERNAL **OR** **BNI** BULLNOSE INTERNAL



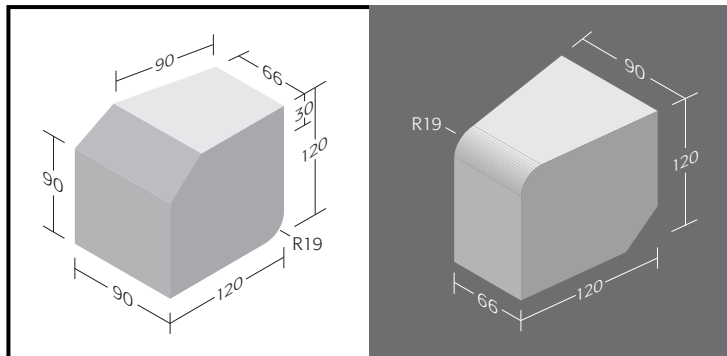
LARGE RADIAL INTERNAL/EXTERNAL KERB RADIAL BLOCK TWO

HBI HALF BATTER INTERNAL **OR** **BNE** BULLNOSE EXTERNAL



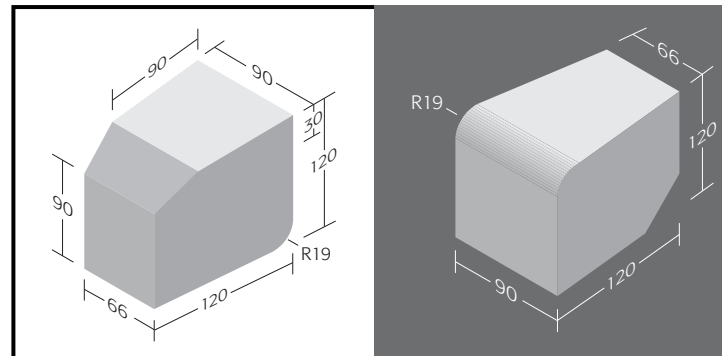
LOW/SMALL RADIAL EXTERNAL/INTERNAL KERB RADIAL BLOCK THREE

CHE CHAMFERED EXTERNAL **OR** **BNI** BULLNOSE INTERNAL



LOW/SMALL RADIAL INTERNAL/EXTERNAL KERB RADIAL BLOCK FOUR

CHI CHAMFERED INTERNAL **OR** **BNE** BULLNOSE EXTERNAL



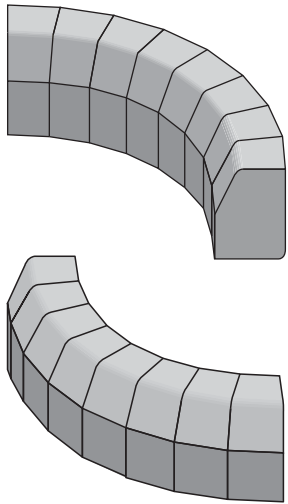
Plaskerb[®]
PLASPAVE KERBS & ACCESSORIES

Plaskerb Radial Blocks have been designed to reduce the need for cutting on site. They are available in two sizes, large and small, and have two different profiles on each block. They can be laid one way with a half batter or the other way with a bullnose edge and are designed to complement the existing range of Plaskerbs and Accessories.

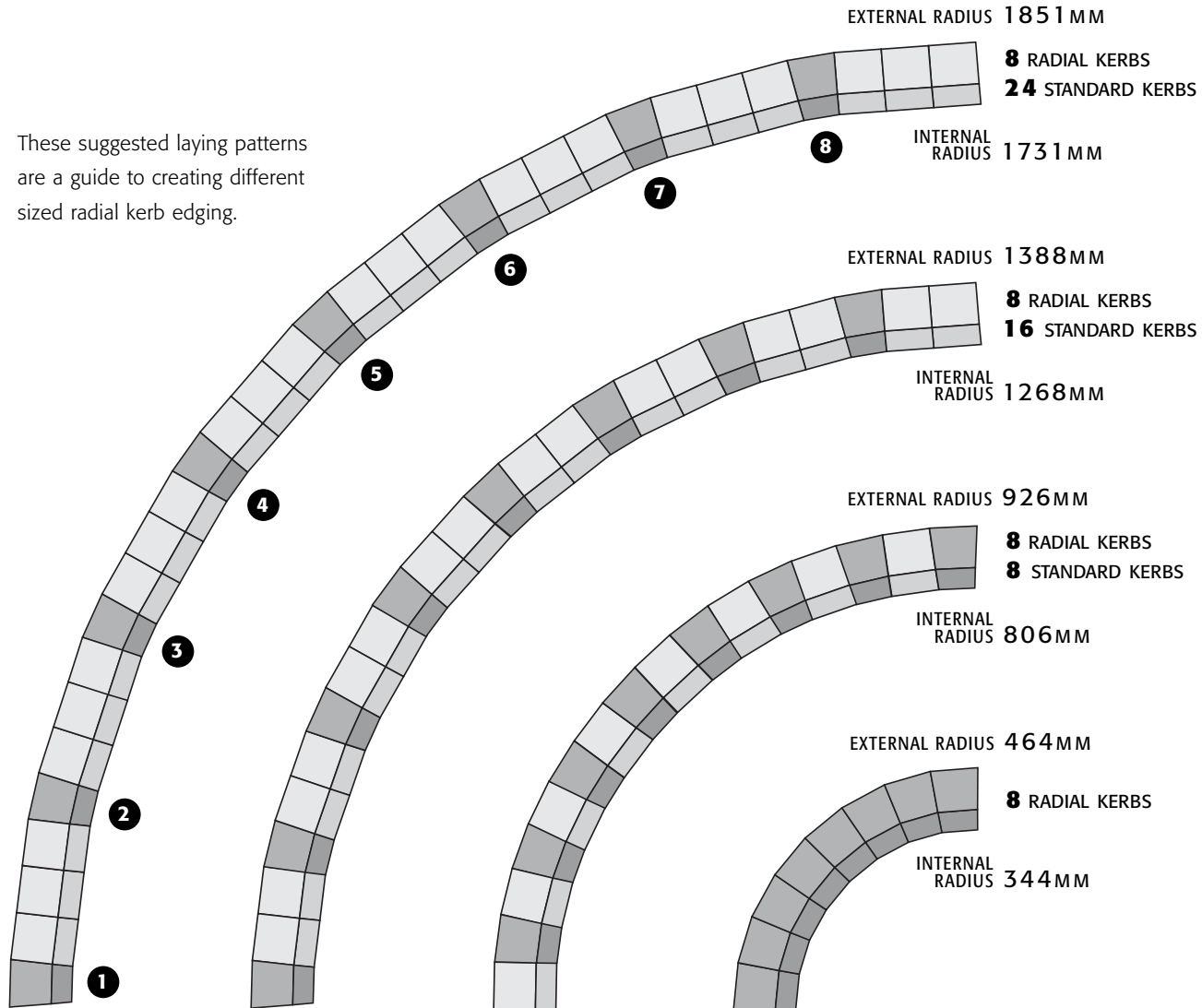
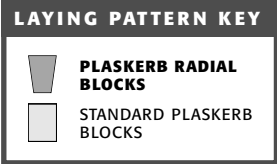
Available in four colours, Red, Buff, Brindle and charcoal, they can be used on their own or combined with standard Plaskerbs (see *overleaf*) to create the finishing touches to any driveway or patio area.

Plaspave[®]
LANDSCAPING PRODUCTS

SUGGESTED PLASKERB RADIAL BLOCK LAYING GUIDE



These suggested laying patterns are a guide to creating different sized radial kerb edging.



Plaskerb[®]
PLASPAVE KERBS & ACCESSORIES

By using radial blocks on their own or by mixing with standard Plaskerb blocks, various sizes can be created. As the blocks have two profiles you also have the choice of a half batter, chamfer or bullnose finish. Either way, these Radial Blocks are ideal for creating the perfect step edging or circular feature.

Technical Helpline: 01977 673221

Plaspave[®]
LANDSCAPING PRODUCTS