

CUT SPECIALS & BONDING

ARCHITECTURAL MASONRY

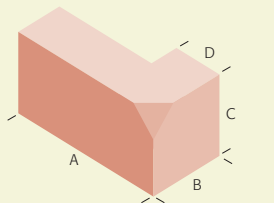


ARCHITECTURAL MASONRY

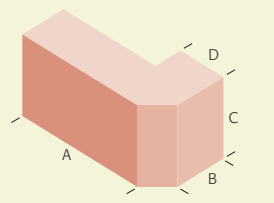
The specials shown here are just a representative selection of the masonry shapes which can be achieved by Plasmor using existing, and where necessary, cutting and bonding blocks. This method offers flexibility of design and gives Plasmor the ability to respond to any unusual size or shape required to fulfill the design concept.



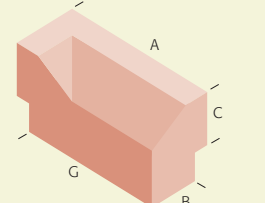
CUT SPECIALS & BONDING



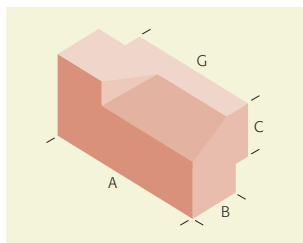
A	B	C	D
440	215	215	140



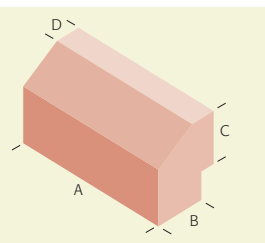
A	B	C	D
390	165	215	140



A	B	C	G
440	140	140	400




A	B	C	G
440	140	140	365



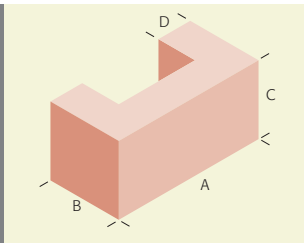
A	B	C	D
440	140	140	70

ARCHITECTURAL MASONRY

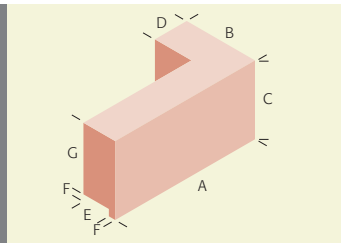


All of these specials are sourced from the original production mix. Once completed, the special blocks are shot blasted or textured to achieve surface consistency.

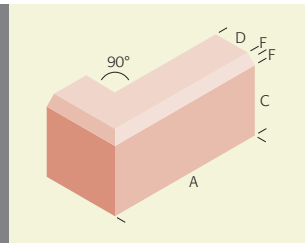
Through this method of cutting and bonding, anything is possible.



A	B	C	D
440	215	215	100

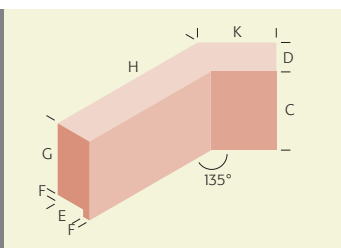


A	B	C	D	E	F	G
440	215	215	100	80	20	195



A	C	F	D
440	175	40	100

LARGER CHAMFERS AVAILABLE ON REQUEST



C	D	E	F	G	H	K
215	100	80	20	195	440	215



THE SPECIALS SHOWN IN THESE DATA SHEETS ARE ALL AVAILABLE IN DIFFERENT SIZES.