

# *SPLIT FACE*

## ARCHITECTURAL MASONRY

The craggy, rugged surface of the **SPLIT FACE** range responds dramatically to different levels of natural and artificial light. In bright sunshine or in deep shade this surface maintains its fascination and visual excitement.

# SPLIT FACE

## ARCHITECTURAL MASONRY



COTSWOLD YELLOW



BUFF



NATURAL WHITE



GREEN

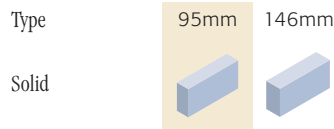


BARLEY

On a practical level there is nothing to compare to the wearing and weathering properties of the Split Face range. It offers the design potential of seven attractive colours- all highly suitable for external and internal walling - in large expanses or in panelled areas.

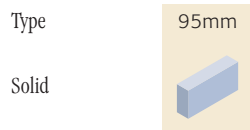
### METRIC SIZES AND TYPES

Work Size 440mm x width x 215mm  
Co-ordinating Size 450mm x width x 225mm



### METRIC MODULAR SIZES AND TYPES

Work Size 390mm x width x 190mm  
Co-ordinating Size 400mm x width x 200mm




### PROPERTIES AND PERFORMANCE


#### Mean Compressive Strength

 17.5 N/mm<sup>2</sup>


#### Dry Density

 2000 Kg/m<sup>3</sup>


#### Thermal Value (at 3% moisture)

 k = 1.127W/m°C


#### Moisture Movement

 Not greater than 0.30mm/m

#### Sound Insulation

 Average reduction 43 - 50dB

#### Fire Resistance


 Split Face is manufactured from Class 1 Fire Resistant Aggregate as defined in BS 5628 Part 3 and complies with BS EN 1996-1-2005.

## SPLIT RIB


Split Rib is a vertical ribbed feature block which enables you to create a distinctive visual stack bond effect. Available in a Split Face, Split Face Spar or Split Face Strata finish, it is spectacularly effective when used in panels or column encasements.



SLATE GREY



RUSTIC RED



TECHNICAL HELPLINE: 01977 673221